

Sodium Hyaluronate · Sodium DNA(PDRN) · Niacinamide

REGLORY PDRN

Returning to the dazzlingly
beautiful moment with Reglory PDRN



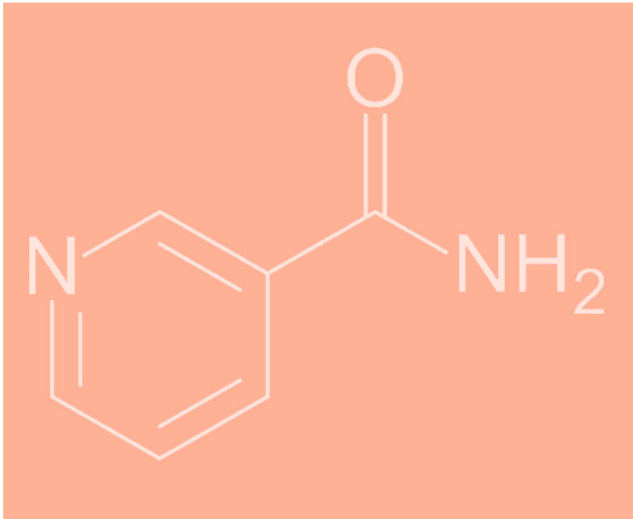
What is the Reglory PDRN?

Reglory PDRN is a compound term that combines "RE" from return and "GLORY," meaning beauty, to convey the message "returning to the dazzlingly beautiful moment."



Reglory PDRN contains Sodium Hyaluronate, which is found in human skin and cartilage and is easily absorbed into the body, making it safe. It can absorb over 1000 times its weight in water, contributing to voluminous and moisturized skin with elasticity. Furthermore, it is composed of Sodium DNA (PDRN), which rapidly stimulates collagen and skin regeneration in the dermal tissue, helping to recover damaged skin and promote healthy skin, along with Niacinamide, which has whitening effects, enhancing not only resilient and healthy skin but also providing moisture and brightness to the skin.

Active Ingredients of Reglory PDRN




Core of Anti-aging, PDRN

DNA extracted from salmon sperm is a biologically active substance present in the body that stimulates regeneration. It is effective in the rapid regeneration of wounded skin and aids in improving skin within a short period.

Remarkable Moisturizing Ability, Sodium Hyaluronate

A naturally occurring component in the body that decreases as age progresses, resulting in reduced skin elasticity and increased wrinkles. Applying Sodium Hyaluronate to dry and sagging skin directly aids in skin elasticity, moisture supply, and reinforcement of the skin barrier.



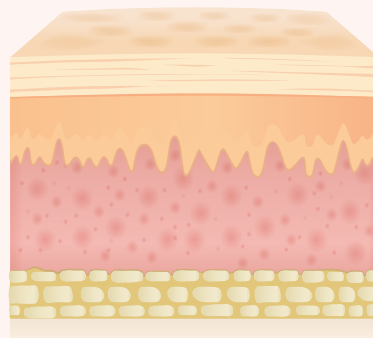
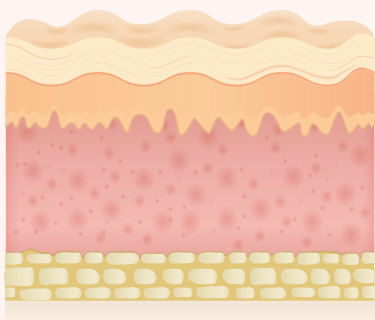
Safe and Soluble Vitamin B3, Niacinamide

Approved by the Ministry of Food and Drug Safety (MFDS) as a representative whitening ingredient, Niacinamide is a type of vitamin B3. It activates skin lipids, providing not only skin whitening effects but also assisting in inhibiting trouble occurrence and enhancing the skin barrier.



Strengths of Reglory PDRN

Reglory PDRN offers the best synergy effect with its three active ingredients:



Areas of Application

- Cheeks, temples, forehead, nose
- Fine wrinkles
- Neck, décolleté
- Back of hands

Usage Methods

01

Hand Injector (machine)



To achieve the best results, it is crucial to inject at the appropriate depth for the desired effect, which aligns with the purpose. The hand injector allows for pre-setting of depth and volume, ensuring safety and efficacy.

02

Hand Injection



There are two techniques commonly used in mesotherapy: the Nappage Technique, which injects into the epidermal layer, and the Papule Technique, which injects into the basal layer. Skillful and consistent injection by the practitioner is paramount in hand injection techniques.

03

MTS Technique



Compared to the hand injector and hand injection techniques, the MTS technique may have slightly lesser effects, but it is the safest method suitable for at-home care. Optimal results can be achieved with needle lengths of 0.6mm to 1.0mm.

Tip

Depending on the appropriate injection technique used and the treatment objective, whether for moisture supply, fine wrinkles, or deep wrinkles, injections can be administered between 0.5mm and 4mm. If you are not an experienced professional or lack knowledge of suitable injection practices, using the MTS technique is recommended.



Packaging Information:
2.2ml * 3 syringes per box.

